

APPROVED FOR PRODUCTION

DESIGNER: B. E. MASON DATE: 09-01-00



CITY OF SAN BRUNO
SAN BRUNO, CA

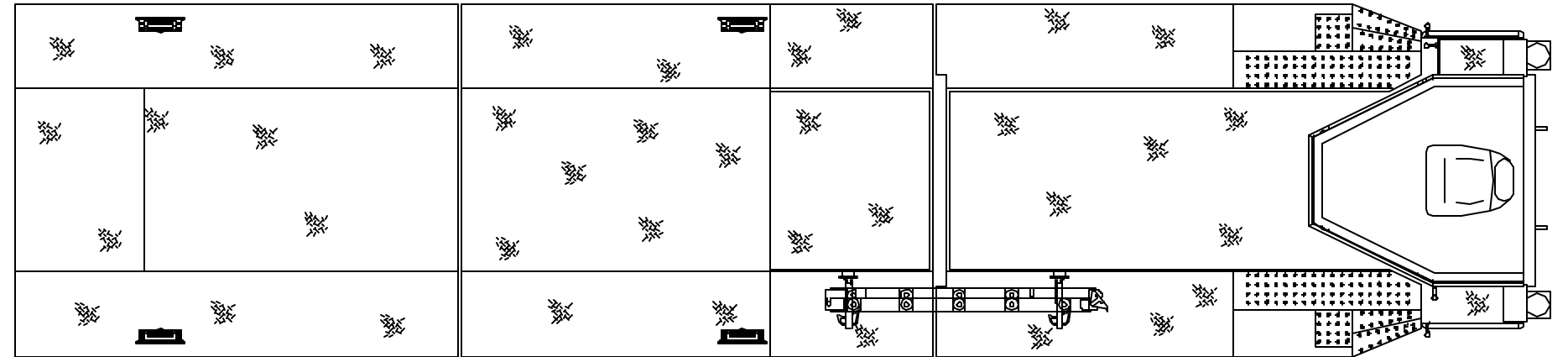
SO.121909

K107 TILLER BODY

H584 CYCLONE II CHASSIS

K303 HP100 AERIAL LADDER

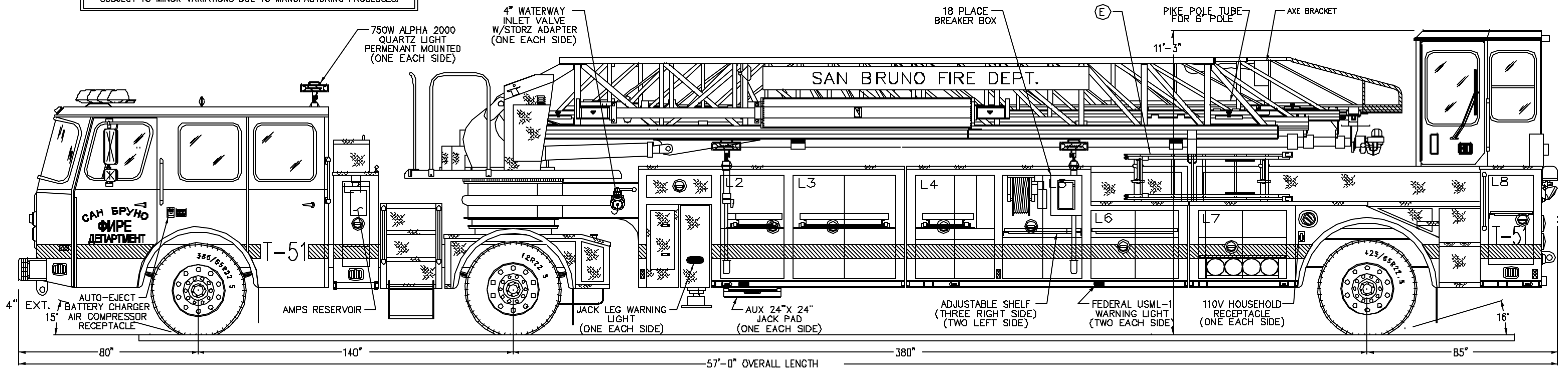
ALL ALUMINUM CONSTRUCTION



COMPT.	OPENING	INTERIOR DIMENSION
L1/R1	12W 38H	12W 38H 20D
L2/R2	28W 46H	28W 24H 90D UPPER 28W 22H 28D LOWER
L3/R3	45W 46H	45W 24H 90D UPPER 45W 22H 26D LOWER
L4/R4	35W 46H	27W 24H 90D UPPER 35W 17H 28D LOWER
L5/R5	35W 46H	35W 28H 22D UPPER 35W 18H 28D LOWER
L6/R6	39W 30H	38W 12H 22D UPPER 39W 18H 28D LOWER
L7/R7	39W 30H	38W 12H 22D UPPER 38W 18H 28D LOWER
L8/R8	20W 40H	20W 40H 14D
B1	20W 14H	20W 14H 16D

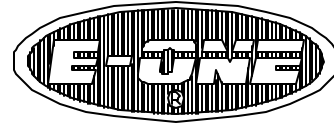
DEALER SUPPLIED GROUND LADDERS			
ITEM	LADDER LENGTH	MODEL NUMBER	QTY.
A	35' 2-SECT.	PEL-35	2
B	28' 2-SECT.	PEL-28	1
C	20' ROOF	TRL-20	1
D	16' ROOF	PRL-16	1
E	10' COMBO	CJL-10	1
F	10' FOLDING	FL-10	1

THIS DRAWING IS FOR REFERENCE PURPOSES. ALL DIMENSIONS ARE SUBJECT TO MINOR VARIATIONS DUE TO MANUFACTURING PROCESSES.



APPROVED FOR PRODUCTION

DESIGNER: B. E. MASON DATE: 09-01-00



CITY OF SAN BRUNO
SAN BRUNO, CA

SO.121909

K107 TILLER BODY

H584 CYCLONE II CHASSIS

K303 HP100 AERIAL LADDER

