

E M E R G E N C Y O N E

P U M P E R S & T A N K E R S



*Going Beyond the Call.™*

## The Industry Leader

### *Innovation*

Our business is really the same as yours—it's about saving lives. It's also about protecting and saving the lives of

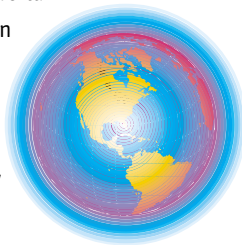


firefighters through product innovation, product development and superior product design. We engineer our products from the ground up to save lives whether you are fighting a fire or responding to an EMS call.

E-One produces the most extensive line of emergency vehicles manufactured today—all with your specific requirements in mind. Our complete line of products include: pumpers, tankers, aerial ladders, aerial platforms, rescues, industrial fire trucks, wildland products and aircraft rescue and firefighting vehicles (ARFF).

Since 1974, our mission has been to produce the world's best fire rescue vehicles. Our dedication has never wavered in introducing new technologies and product innovations that help firefighters perform their jobs more efficiently and safely.

E-One is proud to have over 23,000 vehicles in service around the world supported by more than 100 dealers who provide the very best in parts, service and training. E-One is truly the leading worldwide manufacturer of fire rescue vehicles.



## Local Dealer Network

### *Team*

The cornerstone for your service and support is the network of E-One dealers throughout the world.



Our dealers provide the highest caliber of support, both prior to and following the purchase of your vehicle. Each E-One dealer has the ability to help you determine the best options for a new or refurbished apparatus. In addition, the dealer can handle all maintenance that may be needed with your E-One vehicle. As an integral part of our team, your local dealer is factory-trained and able to make repairs quickly and correctly so down-time is minimal. With one call, your local dealer is your resource for all your service and product needs.

## Single Source Manufacturing

### *Integration*

Have you ever taken pieces from different puzzles and tried to make them fit? With a little force, you can get close but then the picture is wrong—in other words, it just doesn't work! E-One feels strongly about single source manufacturing. Our products fit because they are designed from the outset to work together. E-One creates a totally integrated vehicle! The cab, the chassis, the body and the aerial device are engineered, from the beginning, to function as one unit. This advanced design concept delivers confidence. You can rest assured that your E-One truck was built as an integrated system for superior quality, performance and value.



*Our business isn't just about fire rescue ve*

*It*

For  
confidence.

## New Product Development

### Design

E-One's dedicated product management staff leads the industry in product development and innovation. Our time and money is invested in providing you with optimal vehicle solutions for fire service applications.



Our vehicles are put through rigorous testing during design, including strain gauge testing and road testing. By pinpointing potential problems ahead of time, we provide you with a trouble free, long life design. Our trucks are proven before you buy them, not as you use them.

## Customer Assurance

### Guaranteed

E-One's commitment continues with unmatched customer service. We offer the most complete warranty package in the industry—from our cab and body structure to our paint finish.




With our worldwide network of dealers and E-One's own 24-hour customer service line, help is just a phone call away.



## Extruded Aluminum

### Durability

An industry revolution over 25 years ago—an extruded aluminum truck body. Today, an industry standard.



E-One was the first to develop this design using a material that is stronger than steel, will not rust, is lighter and more flexible for custom designs to meet each customer's needs and requirements. Proven again and again, our design expertise sets us apart from every other fire apparatus manufacturer—we lead, they follow.

## Federal Signal Leasing

### Stability

Federal Signal Corporation's financial strength allows your lease to be retained by E-One. We have an ongoing interest in your satisfaction and will not sell your lease to a disinterested third party. As the recognized leasing expert for fire rescue vehicles, we create financial programs to suit your particular circumstances. Whether it's term, rate, down payment or guaranteed trade value we offer creative solutions to meet your budget.



## Going Beyond the Call.™

### Confidence

Dedicated to protecting property and saving lives; a vehicle engineered to last through years of demanding service; and a vehicle designed to protect the lives of those who dedicate themselves to saving others.

**E-ONE.**



Going Beyond the Call.™

hicles —  
's about saving lives.

# STRUCTURALLY SUPERIOR

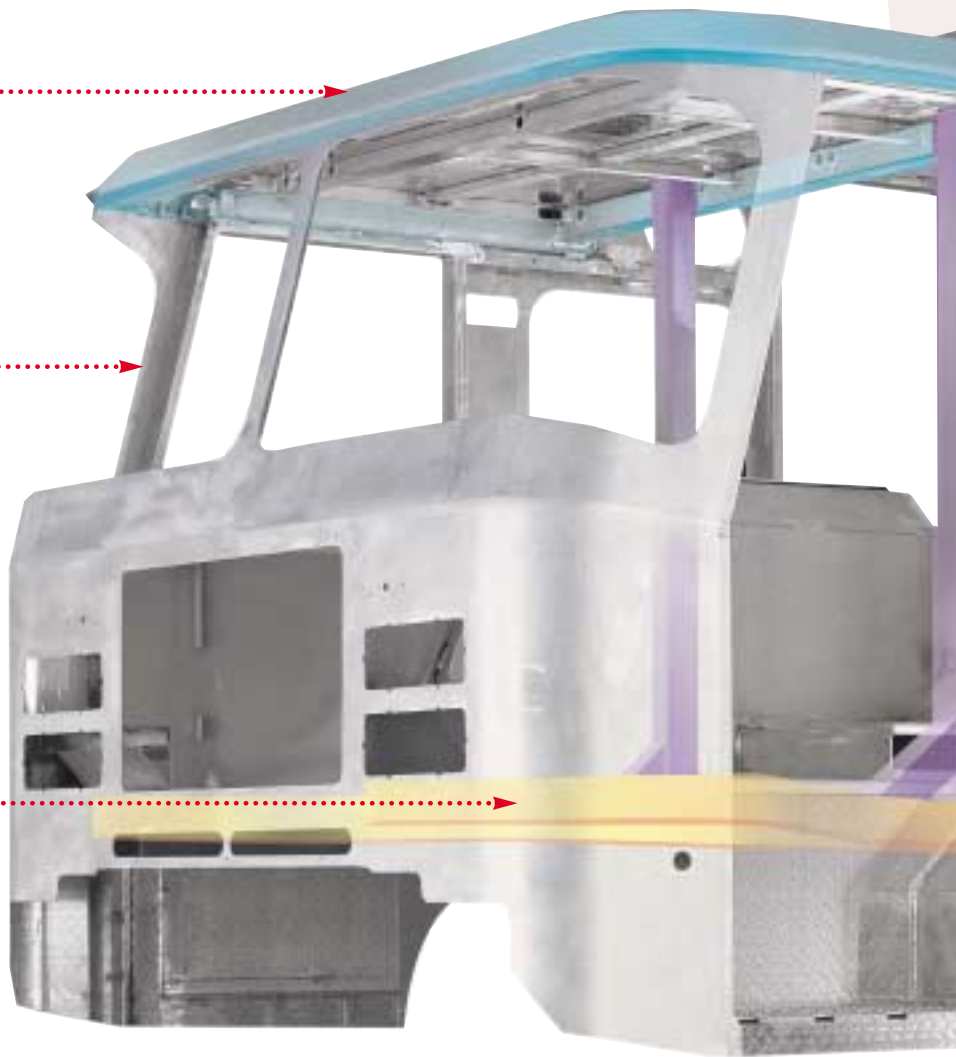
Roof extrusions frame the top of the cab providing perimeter protection for the firefighters.

E-One's high strength aluminum frame maximizes safety without sacrificing visibility.

As an integral part of the Cyclone® II's structural design, the cab's sub-frame is locked together in front by a C channel extrusion, and full width crossmembers in the rear.

Everyone knows the firefighting profession is a dangerous one. What most don't know, is just how much danger is involved in transporting firefighters to and from emergency sites. Nearly one-third of deaths among firefighters on the job occur while they are enroute to or returning from alarms.


Every E-One cab is designed and built with a structural cage design to provide maximum protection and comfort for firefighters. Structural extrusions including sub-frames, a full flange wishbone frame rail, center uprights, and crossbeam extrusions are engineered for optimum performance. Horizontal and vertical supports handle severe vertical loads which can occur in accidents. The perimeter skin material is made of  $\frac{3}{16}$ " aluminum alloy sheet for added strength.



The main roof crossbeam extrusion ties together the center uprights and roof perimeter extrusions.

$\frac{3}{16}$ " Aluminum plate welded over the aluminum, extruded structural frame provides additional strength to the cab.

Vertical support extrusions are welded to the sub-frame and the main roof crossbeam, providing superior protection in the event of an accident.



*Cyclone® II cab shown*

*Designed For  
Safety.*

The Cyclone II® cab exceeds the ECE R-29 crash standard, the European benchmark for crash testing and safety in the commercial trucking industry.



*Going Beyond the Call.™*



# INTEGRATED CHASSIS

Engine noise and heat are isolated from the cab. Engine cover insulation consists of an internal heat resistant mylar backed 1" foam and a 1/4" padded vinyl exterior blanket.

Daily vehicle maintenance checks, including fluid levels check and fill capacity, are available without tilting the cab.

"C" channel 10.25"x3.5"x.375" frame

- 110,000 PSI steel
- 16.61 cubic inch section module
- 1,827,045 inch pounds RBM with a lifetime warranty.



Wishbone front frame extensions allow for lower engine and radiator installation.

E-One's integrated vehicle system is designed for strength, comfort and performance. Cab options include our Hush®, Cyclone® II and Hurricane® models with numerous length and raised roof options. The body module is isolated from the steel chassis frame rails by a continuous neoprene cushion, which increases body and chassis life through isolation from road shock and protection against corrosion. Engine options include Cummins®, Detroit Diesel®, or Caterpillar® with a range of 330 to 515 HP.

The chassis and body wiring systems are designed to work together. Other features include Meritor® axles, Navistar® or Reyco® suspensions and (2) full air brake systems with ABS standard. ATC (Automatic Traction Control) is available as an option.



S

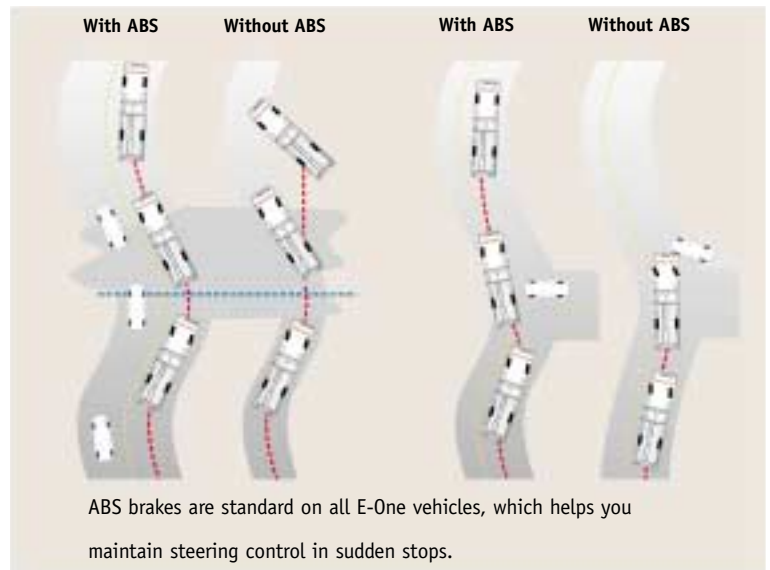
(3) air tanks provide for a total capacity of 5214 cubic inches.

Air lines are routed inside frame rails for protection and serviceability.

Wiring run inside frame rails are protected from water and heat. Harness is covered in a heat resistant loom.

(4) rubber cab mounts isolate the cab and chassis to reduce noise and vibration. The cab lock down is a heavy duty, spring loaded lock down mechanism.

*Cyclone® II chassis shown*



*Designed For Performance.*



Going Beyond the Call.™

# HIGH STRENGTH



*Hydraulic Ladder Rack (option)*



*Triple Speed Lays (option)*




*Through The Tank Ladder Storage (option)*



*Hard Suction Hose Storage (option)*

E-One's advanced design technology and modular construction permit custom compartmentation designs to meet specific requirements.



The body module is isolated from the steel chassis frame rails to reduce road shock and protect from galvanic corrosion.

Individual pump module allows body flex without undue stress.

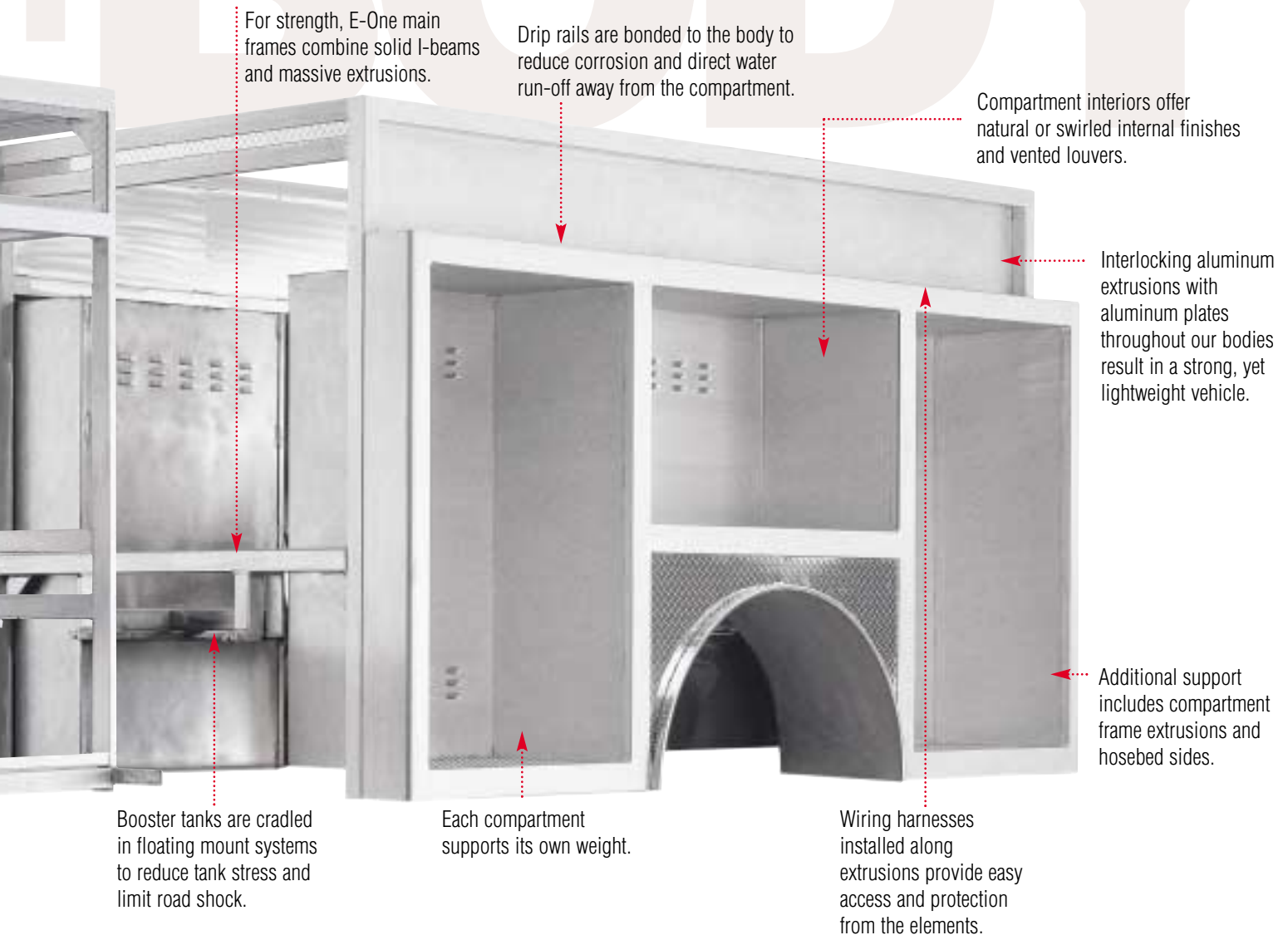
One of E-One's most revolutionary innovations is our original all-aluminum, extruded body. This lightweight and corrosion resistant body is designed to be an operating member of your department for future generations, providing many years of trouble free service. E-One bodies are also backed by a standard 10-year structural warranty. The all-welded, tongue and groove design is superior to a bolted body that can vibrate loose.

With each fire department's diverse requirements, E-One's modular body design and fabrication process allows flexible compartmentation to meet specific needs.

Our unique all-aluminum, high-strength extrusions reduce accident damage to limited areas that are replaceable as modules. For extensive damage, E-One's Recycle Center quickly and efficiently rebuilds your vehicle with minimal out-of-service time.



# H BODY



For strength, E-One main frames combine solid I-beams and massive extrusions.

Drip rails are bonded to the body to reduce corrosion and direct water run-off away from the compartment.

Compartment interiors offer natural or swirled internal finishes and vented louvers.

Interlocking aluminum extrusions with aluminum plates throughout our bodies result in a strong, yet lightweight vehicle.

Additional support includes compartment frame extrusions and hosebed sides.

Booster tanks are cradled in floating mount systems to reduce tank stress and limit road shock.

Each compartment supports its own weight.

Wiring harnesses installed along extrusions provide easy access and protection from the elements.



*Designed For  
Capacity.*



*Going Beyond the Call.™*





*Cyclone® II Top-Mount Pumper (#19103)*




*Going Beyond the Call.™*

# INTEGRATED SYS

## E-ONE'S EXCLUSIVE WEATHER JACKET™ PROTECTION

To ensure your E-One vehicle retains its classic colors and look, the Weather Jacket™ corrosion prevention system is part of our paint process. Weather Jacket™ is applied to bare aluminum surfaces prior to the paint application. Weather Jacket™ inhibits the ability of the aluminum oxide layer to absorb water, and it acts as a bonding surface for the paint by etching itself into the aluminum.

Additionally, we implement a four-step paint process using Akzo-Nobel's (Sikkens®) high solid LV products for a long lasting and attractive finish. E-One's paint system carries a 10-year warranty.



The knurled edge of our rub rail reduces the chance of injury by providing a slip resistant stepping surface in addition to our Gator Grip™ step areas.

Emergency One combines advanced design with quality workmanship to create a totally integrated fire rescue vehicle, which works as a unit with fully integrated operating systems.

Programmable load managers are standard equipment on all E-One vehicles and protect critical electric loads. In case of low voltage, the display gives a visual and audible signal. Should voltage drop below 12.8 volts, a fast idle is activated.

E-One offers both Hale® and Waterous® pumps to fit your application needs. Available capacities range from 150 gpm to more than 3,500 gpm.



Stainless steel plumbing provides a stronger yet lighter plumbing package. The stainless steel construction allows for an increase in flow while minimizing the risk of corrosion. Our stainless steel plumbing is backed with a 10-year corrosion warranty as standard.

# SYSTEMS



Our corrosion resistant polypropylene tanks are the best in the business and feature a lifetime warranty. They are cradled in a floating mount system to reduce tank stress and extend service life. (Shown is the through the tank ladder storage option).



Color coded pump panel tags are an integral part of our valve control handles. All gauges are aligned with control handles for easy use and identification and are NFPA compliant.



E-One's E-Logic™ multiplexing electrical system features advanced diagnostic software for precise troubleshooting. Designed with fewer components and connections throughout the vehicle, the E-Logic™ system reduces potential problems.

*Designed For  
Efficiency.*



Going Beyond the Call.™

# TYPHOON™



#124667-669

## *Designed For Value.*

Culminating from fire department input and requests for a reliable, durable, safe, and value-based cab engineered and built to E-One's traditional high standards, we have now introduced the Typhoon™.

Utilizing high strength aluminum extrusions and 3/16" aluminum plate, the structural integrity of the Typhoon™ matches that of similar E-One products - including meeting the ECE R-29 crashworthiness standard.

The interior features ergonomics and styling that are comforting to the occupants as well as pleasing to the eye. The Officer's seat position offers exceptional legroom, easy access to many controls (including E-One's E-Logic™ multiplexing panel), a padded arm rest, a generous glove compartment, a beverage holder, and excellent ventilation for cooling and heating. The Typhoon™ provides seating capacity of up to 8 personnel and a new cab air conditioning system provides abundant cold air for all occupants.

For exterior styling, the Typhoon™ has a unique front grille that allows ample airflow and a modern appearance for the new millennium.





Going Beyond the Call.™

# CYCLONE® II



*Designed For  
Comfort.*

In an emergency, each truck must perform. The ability to save lives and protect property is essential. But, there is also a need for comfort in a job where responding to crises are everyday events. The Cyclone® II offers a roomy floor to ceiling height, a low overall engine cover height and an open cab for comfortable seating and excellent visibility. Padded upholstery and deluxe insulation add to the comfort factor, making a tough job a lot better.

Features of the Cyclone® II include a full featured E-Logic Multiplex system that is NFPA compliant, electrical components located above floor level away from road spray, an internal and external check system and the ability to verify load shedding sequences without draining the battery.

Versatility in cab sizes and seating arrangements include the short door, the popular medium door, the long door and the extended length, seating from two to ten fully equipped firefighters. Vista roofs and full height doors are also available options.





Going Beyond the Call.™

# HURRICANE®



#121438



The Hurricane® is a popular cab for our aerial line, but is also requested by many pumper customers. The biggest advantage is the low overall cab height making this cab the choice for departments with small or older stations. The cab is designed using our high performance structural extrusion technology. The cab interior offers padded upholstery and seating for as many as three in the front and four in the rear. Back-lit instrument panels provide excellent visibility and easy access. The emergency control center includes warning switches and siren controls. Other Hurricane® features include ABS brakes, excellent steering cramp angles and dual hydraulic cab tilt cylinders.

As with all E-One vehicles, maintenance is simple with a Hurricane®. The entire cab tilts forward 40-degrees with the push of a switch in our electric over hydraulic system. The tilt offers unequalled access to the engine and transmission.

*Designed For  
Convenience.*





Going Beyond the Call.™

# HUSH®



#122331



The E-One Hush® is a unique design with no engine in the cab, resulting in the quietest ride and most effective communications between officer and crew. The cab interior is the most spacious in the industry, offering room and flexibility in seating arrangements for as many as ten firefighters in a medium length cab. Also popular are command centers or ALS configurations.

The Hush® engine compartment is accessible through a large hinged door providing easy access to all filters and fluid checks.

*Designed For  
Spaciousness.*



Going Beyond the Call.™

# E-ONE TANKERS



#122536

E-One offers a wide selection of tanker models from elliptical to rectangular bodies featuring both E-One and commercial chassis. A broad variety of options are also available, like the drop down Fol-Da-Tank® storage as shown on the right.





#123870



#122545



Going Beyond the Call.™

# COMMERCIAL CHASSIS

Combining E-One's lightweight, high-strength aluminum with advanced design technology results in a vehicle firefighters can feel confident will last. Interlocking aluminum extrusions and  $\frac{3}{16}$ " aluminum plate provide uncompromised performance in all Emergency One vehicles.

E-One commercial vehicles offer standard 10-year body structural warranties, GXL flame retardant, color coded wiring imprinted every 3", stainless steel plumbing, corrosion resistant polypropylene water tanks, highly visible and NFPA compliant pump panels, extruded rubrails which protect the appearance and framework of vehicle bodies and Gator Grip™ aggressive slip resistant surfaces. Custom compartmentation designs are available to meet your specific needs.

Available chassis for commercial pumpers include Freightliner®, International Truck®, Ford® and GMC®. Pumps are Hale® or Waterous®. Other body options are high sides, rescue style and custom compartmentation. Hydraulic ladder racks, through the tank ladder storage and storage above the pump compartment are optional.



#122844



#123094



#123870

*Designed For  
Versatility.*



*Going Beyond the Call.™*

# WHY AN E-ONE LEASE?



The Lease-Purchase Program from E-One is a popular way to finance the equipment you need now with long-term financing at competitive rates. Unlike other lease programs, with us you have two options. At the end of the term you can own the vehicle outright or trade it back to your E-One dealer at a guaranteed value.

Our financial strength allows your lease to be retained by E-One, who has an ongoing interest in your satisfaction, as opposed to a third party lessor, such as a bank. As the recognized leasing expert for fire rescue vehicles, we create financial programs to suit your particular circumstances. Whether it's term, rate, down payment or guaranteed trade value, we offer creative solutions to meet your budget.

Because the interest in the lease is tax exempt, the rates are comparable to bond rates, but unlike bond issues, the E-One lease saves you substantial costs for attorneys, printing and investment banker and broker fees associated with a bond issue. And there is no requirement that your current year tax-exempt debt be less than \$10 million. The E-One lease provides your department numerous benefits, we've only listed the top ten.

Example lease: E-One Custom Pumper.

<b>Selling Price</b>		<b>\$250,000</b>
<b>Down Payment</b>		<b>-0-</b>
<b>Guaranteed</b>		
<b>Trade Value</b>	<b>7 year</b>	<b>\$ 95,000</b>
	<b>9 year</b>	<b>\$ 65,000</b>

	<b>Standard Payment without Guaranteed Trade Value</b>	<b>Payment with Guaranteed Trade Value</b>	<b>Savings Over Life*</b>
<b>7 year</b>	<b>\$43,818</b>	<b>\$32,287</b>	<b>\$80,717</b>
<b>9 year</b>	<b>\$35,881</b>	<b>\$30,094</b>	<b>\$52,083</b>

\*Savings represents the difference in payments paid to a zero balance and payments paid to a balance to match the guaranteed trade value.

## 1 WORK DIRECTLY WITH YOUR LOCAL DEALER

*Your dealer is our partner, because they know your situation, they are in the best position to satisfy your requirements.*

## 2 LEASE RETAINED BY E-ONE

*You do not have to be concerned with us selling your lease to a disinterested party.*

## 3 NO DOWN PAYMENT

*Our flexible programs allow you to conserve your cash with zero down payment and the first payment is not due until one year after delivery.*

## 4 NO VOTER APPROVAL

*When your lease contains a non-appropriation clause, only your current year payment is in your operating budget, and in most cases is not considered debt; therefore, it is not subject to voter approval.*

## 5 PURCHASE NOW

*Avoid future price increases, take advantage of today's low interest rates, and pay off the lease in less valuable future dollars.*

## 6 NO BUDGET SURPRISES

*Our lease assists your budget process with known payments eliminating unnecessary surprises.*

## 7 FLEXIBLE OPTIONS

*Terms up to ten years, balloon payments, graduated payments. Whatever your needs, you have the flexibility with an E-One lease.*

## 8 CONFIDENCE IN NEW EQUIPMENT

*You get the latest technology and safety features in new equipment, enabling you to keep current with the changing NFPA standards.*

## 9 REDUCE MAINTENANCE

*You lose more than just the money it costs to maintain and repair older equipment, you lose the use of that equipment while it's being repaired.*

## 10 GUARANTEED TRADE VALUE

*We are so confident in the value of an E-One—we guarantee it!*

**To learn more about leasing a new fire rescue vehicle, contact your E-One dealer.**

*Designed For  
Protect*

# CUSTOMER ASSURANCE



Our extensive dealer network leads the industry in customer service before and after the sale. Should problems arise, a simple phone call to your local E-One dealer or E-One's 24-hour technical support department will work with you on handling your situation. Factory authorized service and support—close to home.

Our warranty leads the industry in vehicle coverage against defects of factory-supplied materials and workmanship, call your local dealer for complete details.



- 1 **24-hour factory technical support**
- 2 **24-hour dealer customer service**
- 3 **Priority truck down service**
- 4 **Comprehensive product and service training — at the factory and in the field**
- 5 **Comprehensive manuals for operations, service and parts**
- 6 **Complete after-the-sale parts and service**
- 7 **Complete warranty support**

# WARRANTY



## STANDARD WARRANTY PACKAGE

DESCRIPTION	COVERAGE*
<b>Basic Vehicle***</b>	<b>1-year/unlimited mileage</b>
<b>Cab and Body Structure</b>	<b>10-year/100,000 miles**</b>
<b>Paint</b>	<b>10-year/unlimited mileage</b>
<b>Perforation</b>	<b>Lifetime warranty</b>
<b>Frame Rails and Crossmembers</b>	<b>Lifetime warranty</b>
<b>Stainless Steel Plumbing</b>	<b>10-year warranty</b>
<b>Polypropylene Water Tank</b>	<b>Lifetime warranty</b>
<b>Fire Pump***</b>	<b>2-year/2000 hours</b>
<b>Engine***</b>	<b>Detroit Diesel® 5-year/100,000 miles** Cummins® 5-year/100,000 miles**</b>
<b>Allison® Transmission***</b>	<b>EVS 3000 EVS 4000 5-year/unlimited mileage</b>
<b>Axles</b>	<b>3-year/unlimited mileage (most models)</b>

\* Warranty coverage shown is applicable to E-One cabs and chassis only. See E-One warranty statement for details.

\*\* Time or distance, whichever occurs first.

\*\*\* Extended warranties and owner protection plans are available.



***Going Beyond the Call.™***

A Member of the  
Federal Signal Corporation  
Fire Rescue Group

**ISO 9001 Certified**

E-ONE  
1601 Southwest 37th Avenue  
Ocala, Florida 34474 USA  
**352.237.1122**  
**Fax 352.237.1151**  
[www.e-one.com](http://www.e-one.com)  
**511683**

