



E-ONE
Ocala, FL
 SO.000000
VT04 COMMERCIAL PUMPER
INTERNATIONAL 4400 4DR

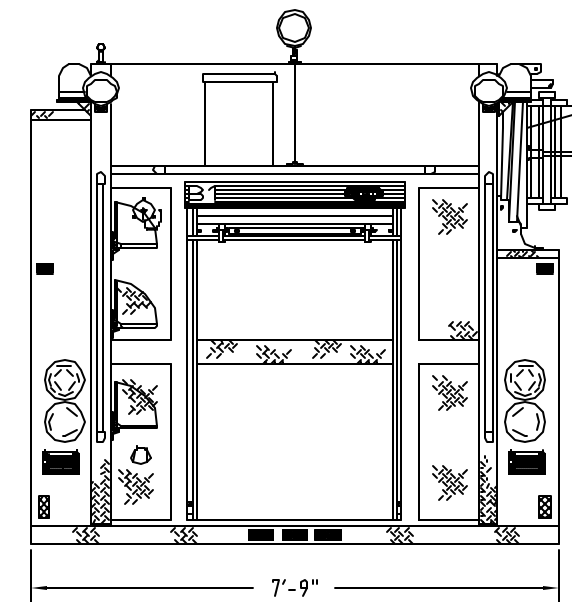
1250 GPM HALE QFLO PUMP
 1000 GALLON WATER TANK

HOSELOAD:
 NFPA COMPLIANT

COMPT.	OPENING	INTERIOR DIMENSION
L1	34W 68H	34W 14H 12D UPPER 34W 58H 24D LOWER
R1	34W 44H	34W 18H 12D UPPER 34W 28H 24D LOWER
L2	56W 36H	56W 40H 12D
R2	56W 12H	56W 16H 12D
L3	40W 68H	40W 40H 12D UPPER 40W 28H 24D LOWER
R3	40W 44H	40W 16H 12D UPPER 40W 28H 24D LOWER
B1	36W 51H	38W 19H 15D UPPER 38W 28H 24D LOWER

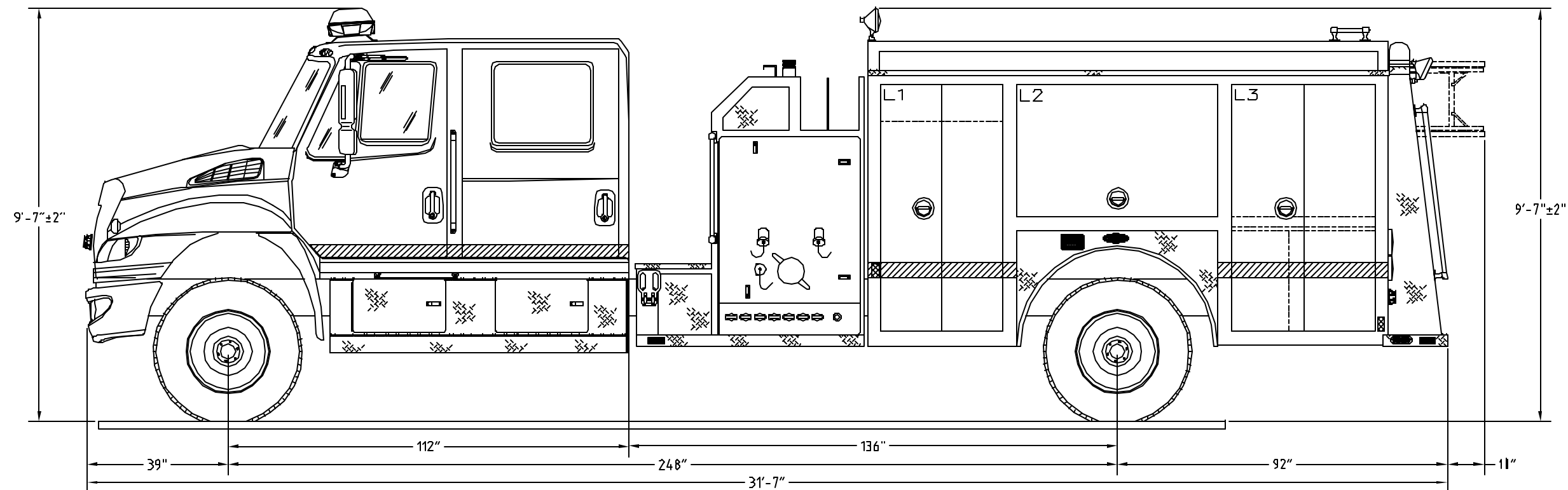
THIS DRAWING IS FOR REFERENCE PURPOSES. ALL DIMENSIONS ARE SUBJECT TO MINOR VARIATIONS DUE TO MANUFACTURING PROCESSES

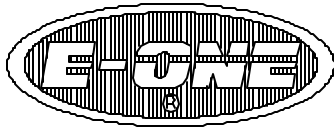
This print is the property of Emergency One, Inc. and is loaned to you subject to return on demand, unless otherwise agreed to in writing by Emergency One, Inc. Its contents are confidential and must not be copied or submitted to third parties for use or examination.



CROSSLAY HEIGHT:
 (FOR REFERENCE ONLY)
 TO RUNNING BOARD: 57"
 TO GROUND: 81"

HOSEBED HEIGHT:
 (FOR REFERENCE ONLY)
 TO TAILBOARD: 64"
 TO GROUND: 88"





E-ONE
OCALA, FL
SO.000000
VT04 COMMERCIAL PUMPER
INTERNATIONAL 4400 4DR

